




Rick's Hobby Garage

Metalworking, Woodworking, and Gardening

(Hobbies for the Home and Garden)

Balancing 16d Nail Puzzle - Solution




!!The pages that follow shows the solution to this puzzle!!



Rick's Hobby Garage

Metalworking, Woodworking, and Gardening

(Hobbies for the Home and Garden)



STEP 1

Lay one nail down and then place all but one nail across that nail, alternating each nail head as shown.



STEP 2


Take the last remaining nail and lay it across the top and in between all those nails with the head of the nail at the tip of the nail below.



Rick's Hobby Garage

Metalworking, Woodworking, and Gardening

(Hobbies for the Home and Garden)



STEP 3

Carefully pick up all the nails at once by pinching the bottom nail with the tips of your fingers. Let all the nails rest.



STEP 4

Set the nails on top of the nail head.